


# MOVEO®

ComfortDrive

Fully automatic  
partitions.





## The sound-insulating MOVEO® ComfortDrive partition. Advanced convenience with fully automatic drive technology.

### Quick and easy office and conference room configuration.

The MOVEO ComfortDrive is the fully automatic version of the MOVEO operable partition which offers even more convenience in flexible space utilisation. At the push of a button it enables interiors to be adapted quickly and efficiently to changing daily requirements, this makes it an ideal solution for offices and conference rooms. With this system, multi-functional space management is made easy.

### Advanced technology – the ComfortDrive operating system.

With the MOVEO ComfortDrive system, sound-insulating opaque or transparent partition elements can be moved to their individually pre-programmed positions under full automatic control, and their stabilizing profile seals extended and retracted as part of the same automatic system. The user interface takes the form of an easy-to-operate touch screen.

### The benefits at a glance:

- Fully automatic operation at the push of a button
- Exceptional convenience with dynamic opening and closing speeds
- Easy operation with self explanatory touch screen
- Ideal for both opaque and transparent partitions
- Multiple combinations of possibilities involving several element types and partition systems
- Reliable safety – partition stops on contact with an obstacle; TÜV/GS-tested
- Individually programmable for custom configuration



Narrow profiles for enhanced elegance.  
The track rail measures a slender 98 mm in width.



At the push of a button, the MOVEO ComfortDrive takes the partition elements straight to their pre-programmed positions.



## The MOVEO® ComfortDrive touch screen. Operation made easy.

### Space management at the push of a button.

The MOVEO ComfortDrive can be controlled with just one finger operating a central touch screen. Aside from the standard functions "Open", "Close" and "Stop", a number of special positioning modes such as "One element open" ("Personnel" function), "Gapped configuration" or various free positioning patterns can be individually programmed and selected.



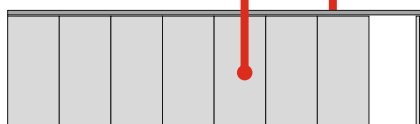
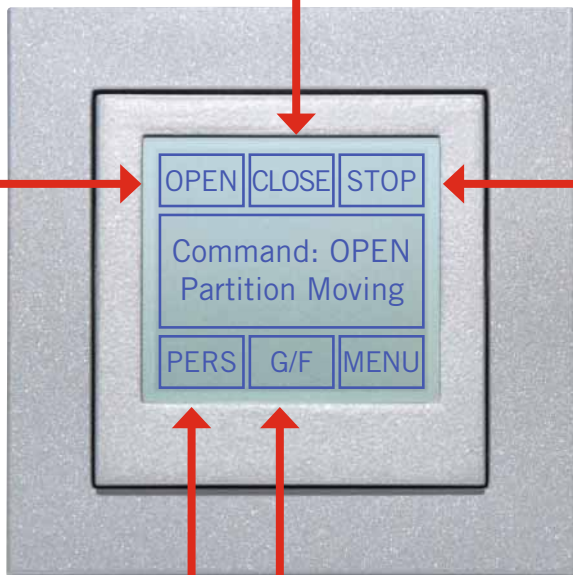
MOVEO ComfortDrive – combine transparent elements with solid elements.

### Technical data

### MOVEO® ComfortDrive

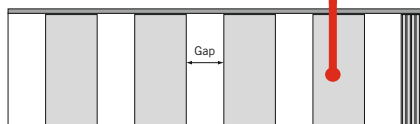
Track width:	98 mm
With ceiling mounting joist and quad-skin baffle	154 mm
Max. element height:	9,000 mm
Max. element weight:	500 kg
Max. number of elements:	30
Travel speed:	Dynamic response up to 250 mm/s
Sound insulation in $R_W^*$ :	MOVEO up to 55 dB MOVEO Glass up to 50 dB

\* Laboratory value in accordance with EN 20140



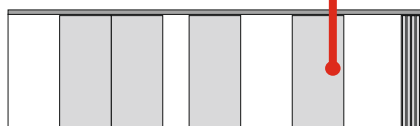
#### Personnel opening (optional)

In the "Personnel" opening mode, the partition only partially opens and closes. This ensures efficient personnel access based on a pre-programmable number of moving elements.



#### Gapped configuration (optional)

In this mode, the elements are positioned with a certain gap between one another.



#### Free positioning mode (optional)

The "Free positioning" function offers the possibility of placing the elements at any track location. The pattern shown here is just one of many possible configurations.





**Door Control**



**Automatic**



**Glass Fittings and Accessories**



**Security/Time and Access Control (STA)**



**Movable Walls**

**DORMA Ibérica S.A.**  
Camino de San Martin de la Vega, 4  
E-28500 Arganda del Rey (Madrid)  
Phone +34 91 8757852  
Fax +34 91 8757884  
jmarroyo@dorma.es  
www.dorma.es

**DORMA Hüppe**  
Austria GmbH  
Hollabererstraße 4b  
A-4020 Linz  
Phone +43 732 600451  
Fax +43 732 650326  
office@dorma-hueppe.at  
www.dorma-hueppe.at

**DORMA Sverige AB**  
Industrivägen 5  
SE-171 48 Solna  
Phone +46 31 289520  
Fax +46 8 50552929  
info@dorma.se  
www.dorma.se

**DORMA Hüppe**  
Raumtrennsysteme GmbH + Co. KG  
p/a.: Geert Schildhuis  
Dovenetel 30  
NL-7891 WC Klazienaveen  
Phone +31 0 623903324  
Fax +31 0 848383993  
g.schildhuis@dorma.nl  
www.dorma-hueppe.com

**DORMA Polska Sp. z o.o.**  
Dział ścian przesuwanych  
DORMA Hüppe  
Ul. Warszawska 72  
PL-05-520 Konstancin-Jeziorna  
Phone +48 22 7365900  
Fax +48 22 7365901  
huppe@dorma.com.pl  
www.dorma.pl

**DORMA Gulf**  
Door Controls FZE  
P.O.Box 17268,  
Jebel Ali Free Zone South  
Dubai, United Arab Emirates  
Phone +971 4 8020-400  
Fax +971 4 8869-101/100  
movablewalls@dormagulf.com  
www.dorma-gulf.com

**Style South**  
Consort House, Princes Road  
Ferndown, Dorset, BH22 9JG  
Phone +44 1202 874044  
Fax +44 1202 874844  
www.style-partitions.co.uk  
south@style-partitions.co.uk

**DORMA Malaysia Sdn. Bhd.**  
P.O.Box 55, PLO 217,  
Jalan Siber 10  
Kawasan Perindustrian Senai IV  
MY-81400 Senai Johor  
Phone +60 7 598 57 30  
Fax +60 7 598 57 29  
www.dorma.com.sg

**DORMA Hüppe**  
Raumtrennsysteme GmbH + Co. KG  
Industriestraße 5  
D-26655 Westerstede/Ocholt  
Postfach 2190  
D-26648 Westerstede  
Phone +49 4409 666-0  
Fax +49 4409 666-489  
info.hueppe@dorma.com  
www.dorma-hueppe.com