

# Product overview



*Can you see who is authorised?*

Your **Security.** Our **Solution.**

# Years of experience

The company, G. Edam, was founded in 1873 as a family owned carpentry shop in Amsterdam. In 1970 the business moved from Amsterdam to Edam and the company name changed to Boon Edam. Today, Boon Edam employs over 700 people worldwide and has built an extensive international network of subsidiaries and distributors. We have manufacturing companies in China, The Netherlands and the USA. You will find our own Boon Edam sales and service companies in 15 countries and authorised distributors in over 50 other countries.

## Core business

Boon Edam supplied its first revolving door over 100 years ago. The Group quickly moved on to become the acknowledged world market leader in revolving doors and today our core business focuses on Door Systems, Security Access and Advanced Door Care.



# Our expertise

**Customer satisfaction is our guarantee of remaining the global market leader. With a worldwide network of subsidiaries and distributors we are sure that we can offer you the best. Not only with competitive prices, but more importantly, with market leading quality and unrivalled expertise.**

## Innovation

At Boon Edam, we are continuously working on the best possible solution. Our vision on innovation is that this must be a continuous process and we are therefore constantly seeking to improve our products, services and processes. Our success is the result of visionary employees who use innovation and technology to effectively serve our customers. Providing solutions is what a valued business partner is all about.




# Security access

Today's world demands accessibility and security at the same time. Combining these apparent contradictions is challenging, but accessibility and security meet each other in Boon Edam's wide range of ingenious security products. We have developed one of the most sophisticated ranges of security access products available today, allowing you to monitor and manage the flow of people into and around your premises.

Our security access products are capable of interfacing with virtually any access control system throughout the world. Boon Edam companies and distributors work closely with security system providers to ensure seamless integration and trouble-free operation.



Security doors & portals




Waist high turnstiles



Pedestrian security lanes



Full height turnstiles



Access gates & barriers



Security doors & portals

## Security doors & portals

High security revolving doors and portals are used to directly control pedestrian passage. Often including sophisticated sensor systems such as StereoVision technology to ensure single person entry per authorisation, these products are designed to remove the need for manned guarding at access points.

Our high security doors are to be found where ever a high level of security is required such as banks, government buildings and entrances where only authorised persons are allowed.

Revolving doors combine security with aesthetics to create fast, reliable security entrances. Portals are compact and provide the highest level of security for particularly sensitive areas. Every situation has specific requirements and we offer numerous possibilities for increasing the security level.

## Tourlock


Our Tourlock security door allows a continuous flow of authorised people whilst ensuring that unauthorised people cannot enter. This high security door is designed to integrate with all types of authorisation systems. With a choice of several sophisticated security systems, the Tourlock provides fast, reliable security at your entrance.

### 3 or 4 door wings

The **Tourlock 180+90** is a four wing fully automatic revolving door offering the advantage of simultaneous bi-directional authorised traffic. The Tourlock 120, three wing version, is available with either manual or automatic operation and provides greater comfort of use for single-direction flows.

### StereoVision

In the Tourlock, the StereoVision sensor system detects tailgating and piggybacking in a segment, in one or two directions. Sophisticated 3D vision technology ensures an extremely high level of security is achieved without the need for floor excavation.





# Circlelock

Our Circlelock is a secure portal that prevents unauthorised access to your secured area. Designed to integrate with all types of authorisation and verifications systems and with a choice of sophisticated internal security systems to prevent piggybacking, the Circlelock provides the highest possible level of security at your entrance.

## Two curved sliding doors

The **Circlelock** consists of two sliding doors, which will open one after the other, creating an interlocking security portal. The Circlelock is a bi-directional security door allowing entry and exit in turn.

## Security systems


Several security systems are available with the Circlelock to verify the authorised user is alone in the door:

- StereoVision
- Weight system
- Two-zone contact mat and sensor system
- One-zone contact mat

These security systems are linked to a built-in control unit, which determines whether the second door will open or not. The Circlelock will generate an audible and visible alarm in all possible alarm situations, including any attempted sabotage of the door. The doors can be locked to close the entrance completely, whenever required.



*‘Secure portal that prevents unauthorised access’*



Waist high  
turnstiles

## Waist high turnstiles

Boon Edam waist high turnstiles provide a versatile and effective means of controlling pedestrian access in almost any location.

Transpalock turnstiles combine aesthetics with automatic operation to provide an ideal solution for corporate reception areas where an unobtrusive barrier is required. Trilock turnstiles are more robust and compact, making them ideal for high traffic applications or applications where space is limited.

Designed to interface with access control or token operators, our waist high turnstiles are used in applications including stadiums and arenas, recreation and amusement parks, retail crowd control and office reception control.

## Transpalock 900

Our Transpalock 900 glass turnstile is an attractive automatic security product that offers a simple yet effective method of controlling passage without creating an obtrusive barrier. With tempered glass and stainless steel construction, this product blends in beautifully with many surroundings.

The **Transpalock 900** is a three-wing turnstile within either a tubular stainless steel frame or curved toughened glass panel enclosure. The frameless toughened glass door wings are mounted on a central column, which houses the drive, control and locking mechanisms.

### Bi-directional access

The Transpalock 900 is a bi-directional turnstile allowing entry and exit in turn.



# Trilock

With simple and robust mechanisms and a wide range of operating parameters, the Trilock creates an effective physical barrier to separate non-secured and secured areas. A choice of operating modes in each direction provides scope for single or two-direction control and a range of models is available to suit virtually any requirement.

All Trilock models are highly reliable, space efficient security barriers, yet offer capacity to integrate an access control system, display, counter or token operation. The Trilock is simple to install, either directly onto the finished floor, mounted on walls or even on temporary portable floors.

The **Trilock 50** is a basic unit, mechanically or electrically operated and can be equipped with a mechanical counter. The compact mechanism housing can be wall or pedestal mounted.

The **Trilock 60** is an attractively finished barrier, suited for high volume, abusive conditions. The compact cabinet of the Trilock 60 makes it simple to construct a multi-lane setup.

The **Trilock 75** and **Trilock 900** have been designed for high volume control applications where an aesthetic barrier is preferred. The Trilock 900 has a unique attractive cabinet design while the Trilock 75 has a robust cabinet, designed to cope with more abusive conditions. Both turnstiles feature electrical operation to enable bi-directional traffic control.







Pedestrian security lanes

## Pedestrian security lanes

Pedestrian security lanes combine security access with rapid throughput and are especially effective in areas where large numbers of people need to be monitored. With sophisticated anti-tailgating sensor technology, they provide discreet control of the flow of visitors or employees when linked with access control systems.

These products are particularly useful in locations where supervision or surveillance is available such as reception areas in corporate, governmental and financial offices, museums or passenger terminals of airports and seaports.


## Speedlane 900

The **Speedlane 900** guarantees fast, smooth and efficient access control in two directions.

Sliding doors open into the casings, permit authorised passage and block unauthorised entry while visible and audible alarms draw the attention of security or reception personnel. The Speedlane 900 has several options in finishing and can be manufactured to match or complement many surroundings, making this security barrier appropriate for almost any building.

### Variety of configurations

The Speedlane 900 is designed for single and multiple lane installations and is also available with high door wings, wider passage width or extended passage length.






## Speedlane 300

The **Speedlane 300** is a contemporary security lane with a unique illuminated pivoting angel wing design.

Providing high quality pedestrian security and guaranteeing smooth and efficient access control in two directions, the unique design of the Speedlane 300 creates a space-efficient pedestrian security control system.

Characterised by its illuminated angel wings and neutral stainless steel finish, the sleek design of the Speedlane 300 will highlight and compliment your building interior. Using low energy consuming LED lights, the illuminated angel door wings indicate the operating mode of the product, creating a simple traffic light signalling system for ease of use.



## Speedlane 500

The **Speedlane 500** is a more robust version of the other Speedlane products with simple stainless steel cabinets and sliding door wings.

All Speedlane products are designed for single and multiple lane installations. Multiple lanes are created by inserting one or more intermediate units, which have door wings to both sides, reducing both cost and space requirements.

Where multiple lanes are used in busy pedestrian traffic entrances, entry and exit lanes can be allocated to significantly improve traffic flow. Depending on the authorisation system, each lane has a capacity of 25- 30 persons per minute, in one direction.



# Swinglane 900

Our Swinglane 900 is a high capacity security barrier providing tailgating prevention while maintaining a high degree of user comfort. With an unobtrusive design, the Swinglane is available as a single or multiple lane setup to create a visually attractive but secure entrance for almost any reception area environment.

## Rapid action swing doors

The fully automatic **Swinglane 900** is available with one or two rapid action double-swing doors, creating a standard pedestrian passage or a wider opening to allow wheelchairs or trolley to pass. The barrier is suited for bi-directional secured passage, in one direction at a time.






# Twinglock

Our Twinglock pedestrian security lanes provide simple control of pedestrian traffic. The stylish transparent design of stainless steel and glass fits unobtrusively into most surroundings.

The frameless toughened glass door wings of our **Twinglock 900** are mounted in opposing columns housing the drive, control system and locking mechanisms. These highly reliable mechanisms are combined with advanced sensor technology to allow the two simultaneously operating door wings to open and close swiftly, thereby allowing successive access in both directions. The standard opening mode creates a narrower entrance for passage of a single authorised person and in the special mode open fully for wheelchairs, trolleys or large luggage. In the case of an emergency, the door wings will also fully open to offer a wide escape route.



Our **Twinglock 300** is a simple barrier product, providing single direction control of passage and is ideal where passage of bulky items is required.





Full height  
turnstiles

## Full height turnstiles

Boon Edam offers a variety of full height turnstile models, suitable for both indoor and outdoor use. Designed to integrate with any access control system, these products are particularly applicable in corporate car parks, leisure parks, playgrounds and stadiums.

## Turnlock

The Turnlock range of full height, mechanically or electrically operated turnstiles is able to control traffic in one or two directions. Single and double passage models are available and an optional side gate can be used to provide access for wheelchairs, bicycles or trolleys.

The **Turnlock 100** is a robust security product, for areas where controlled, unsupervised access is required. The 4-wing model provides a 90° segment for a user whereas the 3-wing model offers a slightly larger and more comfortable 120° passage space while maintaining a high degree of security.

The **Turnlock 150** and **Turnlock 200** are ideal for areas where controlled, unsupervised access needs to be combined with an attractive appearance. The Turnlock 150 is a heavy-duty anodised aluminium turnstile, while the Turnlock 200 and **Turnlock 500** have transparent arms or panels mounted on the central rotor.


The **Turnlock 300** is an attractive stainless steel, 3-wing turnstile suitable for both internal and external applications.





# Access gates & barriers

Usually used in conjunction with other Boon Edam Waist High Turnstile products, Access Gates & Barriers are designed to complete security barrier installations, typically within corporate or government office reception areas.



Access gates & barriers


## Winglock

Gates are available in manual and automatic versions and are ideal for use where controlled bypass of Waist High Turnstiles or Pedestrian Security Lanes is required.

The **Winglock 42** is a cost-effective, manually operated gate equipped with an electric lock. Constructed from stainless steel framed polycarbonate and mounted on a floor closer to ensure self-centring, bi-directional operation, the Winglock 42 is a simple, robust product for use in most environments.

The **Winglock 300** and **Winglock 500** models provide automated single and bi-directional passage respectively. Both gates feature stainless steel cabinets with facility to incorporate card readers if required.

The **Winglock 900** is perfectly designed to provide controlled passage for people in wheelchairs or deliveries of bulky items. The frameless toughened glass door wing is mounted on a simple column, which houses the drive, control and locking mechanisms. The glass and stainless steel transparent design blends in with most surroundings, creating an effective but unobtrusive barrier.



# Advanced Door Care

**At Boon Edam we do not stop when we have sold you the product. As our entrance products are often installed at high security areas, we recognise that professional installation and rapid response times in the event of a breakdown are essential.**

We employ well-trained and highly skilled engineers to ensure professional installation of our security access products. Our engineers carry out service and maintenance of entrance products across the industry.



Retrofits & Upgrades




Service & Maintenance

No matter how good any equipment is, mechanical failure can never be totally ruled out. Investing in timely maintenance saves trouble and cost in the long run, while extending the lifetime of the equipment. As customers have different needs, we offer a range of service and maintenance programs, designed to cater for all needs. We also offer tailor-made solutions for entrance modifications, ranging from refurbishment of old equipment to full security upgrades of existing entrances.

# Door Systems

**Combining quality engineering with flexible design and complete customer support, Boon Edam supplies the largest portfolio of revolving doors available. Whatever the scale and purpose, our designs can be adapted to meet almost any criteria.**

A revolving door creates a highly prestigious, safe and efficient entrance to almost any building. It also provides the optimum solution between the outside and inside of your building as it is always open, yet always closed. This ensures immediate savings on energy costs along with creating a comfortable environment for staff and visitors to your building.



Manual Revolving Doors



Automatic Revolving Doors



Special Purpose Doors



# Boon Edam worldwide

Boon Edam employs over 800 people worldwide and has built an extensive international network of subsidiaries and distributors. We have manufacturing companies in China, The Netherlands and the USA. You will find Boon Edam sales and service companies in 15 countries and authorised distributors in over 50 other countries.



## *Principle Subsidiaries*

**Boon Edam BVBA**  
Belgium

**Beijing Boon Edam Entrance Technology Co. Ltd.**  
China

**Boon Edam S.A.S.**  
France

**Boon Edam GmbH**  
Germany

**Boon Edam Ireland Ltd.**  
Ireland

**Boon Edam Japan Ltd.**  
Japan

**Boon Edam B.V.**  
The Netherlands

**Boon Edam Nederland B.V.**  
The Netherlands

**Boon Edam Skauan A.S.**  
Norway

**Boon Edam O.O.O.**  
Russia

**Boon Edam Spain S.L.**  
Spain

**Boon Edam Sweden AB**  
Sweden

**Boon Edam Ltd.**  
United Kingdom

**Boon Edam Inc.**  
United States of America

**Boon Edam Entrance Technology Pvt. Ltd.**  
India

Your **Security.** Our **Solution.**

*Distributer*

Zekić sistemi d.o.o  
Marinići bb, 51216 Viškovo  
Tel.: 00385 1 3457 668  
Fax: No.: 00385 1 3793 385  
E-mail: [info@zekic.hr](mailto:info@zekic.hr)



SA-0810-GBR

Royal Boon Edam International BV  
P.O. Box 40, 1135 ZG Edam  
The Netherlands  
T +31 (0)299 38 08 08  
I [www.boonedam.com](http://www.boonedam.com)  
E [sales@boonedam.nl](mailto:sales@boonedam.nl)

